






GCSE Film Studies Eduqas





Overview

COMPONENT 1: KEY DEVELOPMENTS IN US FILM

1hr 30, 35%, 70 Marks

Section A: Singin' in the Rain and Grease (film form and Context, Narrative and Genre) *Comparative*

Section B: Key Developments in Film

Section C: Juno (specialist writing) *US independent film*

COMPONENT 2: NARRATIVE, REPRESENTATION AND FILM STYLE

1hr 30, 35%, 70 Marks

Section A: District 9 (Narrative) *Global English Language*

Section B: Wadjda (Representation) *Global Non-English*

Section C: Attack the Block (Aesthetic qualities of film) *Contemporary UK*

COMPONENT 3: PRODUCTION

30% (Production 20%, Analysis 10%) 60 Marks

Film Extract or Screenplay

Non-exam assessment

Internally assessed, externally moderated





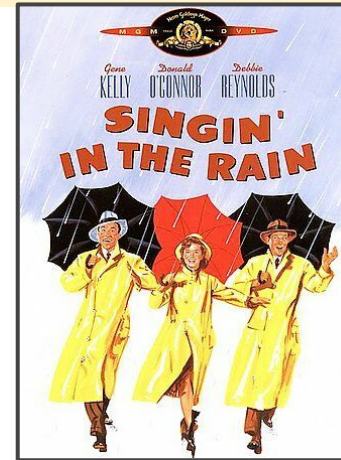
Paper 1 Section A / 50 Marks / 60 minutes

Singing in the Rain

Grease

Questions:

1. A-C - A stepped question about *Singin in the Rain*. *15 marks*
2. A-C - A stepped question about *Grease*. *15 marks*
3. A comparative essay about the two films. *20 marks*



The focuses : Context, Genre, Narrative
Elements of Film





Paper 1 Section B / 5 marks / 5 minutes

Key Developments in Film

Question 4 A-C

This question requires the student to show their knowledge of film and film development over time.

This section is based on fact based questions.





Paper 1 Section C / 15 Marks / 25 minutes

Question 5

This is the specialist writing question.

Students need to know the specialist writing key ideas and they have to have detailed knowledge of a key scene of their choice.

Make sure you revise both






Paper 2 / 20/25 Marks / 30 minutes (per question)

Section A: District 9 Narrative

Section B: Wadjda Representation

Section C: Attack the Block Aesthetics



Students are asked stepped questions A-C or A-D on all three films.

They must know contextual information, be able to discuss the elements of Film along with the focus for each film.





Revision for Film Studies

1. Know the films and their focuses
2. Choose key scenes and know them in detail
3. Know your film terminology
4. Practice exam style questions

