

# Applying to University



Jade Wheeler  
UK/EU Student Recruitment Advisor  
[jade.wheeler@surrey.ac.uk](mailto:jade.wheeler@surrey.ac.uk)

# What is UCAS?

- Central online applications service
- Lists the 37,000 courses that you can choose from over 370 providers
- The only method of entry to UK degree programmes
- Can apply to up to five universities/courses with one application
- Choice restrictions:
  - Medicine, Veterinary, Dentistry – max 4 choices
  - Oxford or Cambridge

**March – August**

Start to do your research. Make your 5 final choices

**September**

**1<sup>st</sup>** – Applications open on the UCAS Website

**October**

**15<sup>th</sup>** – Oxford, Cambridge, Veterinary Medicine, Dentistry, Medicine deadlines

**November - December**

Interviews and Applicant days take place. Universities will start to make offers

**January**

**15<sup>th</sup>** – Application Deadline

**February – April**

Interviews and Applicant days take place. Universities will continue to make offers

**May**

**8<sup>th</sup>** - If you applied by the January deadline all your institutions will have made you an offer

**June – July**

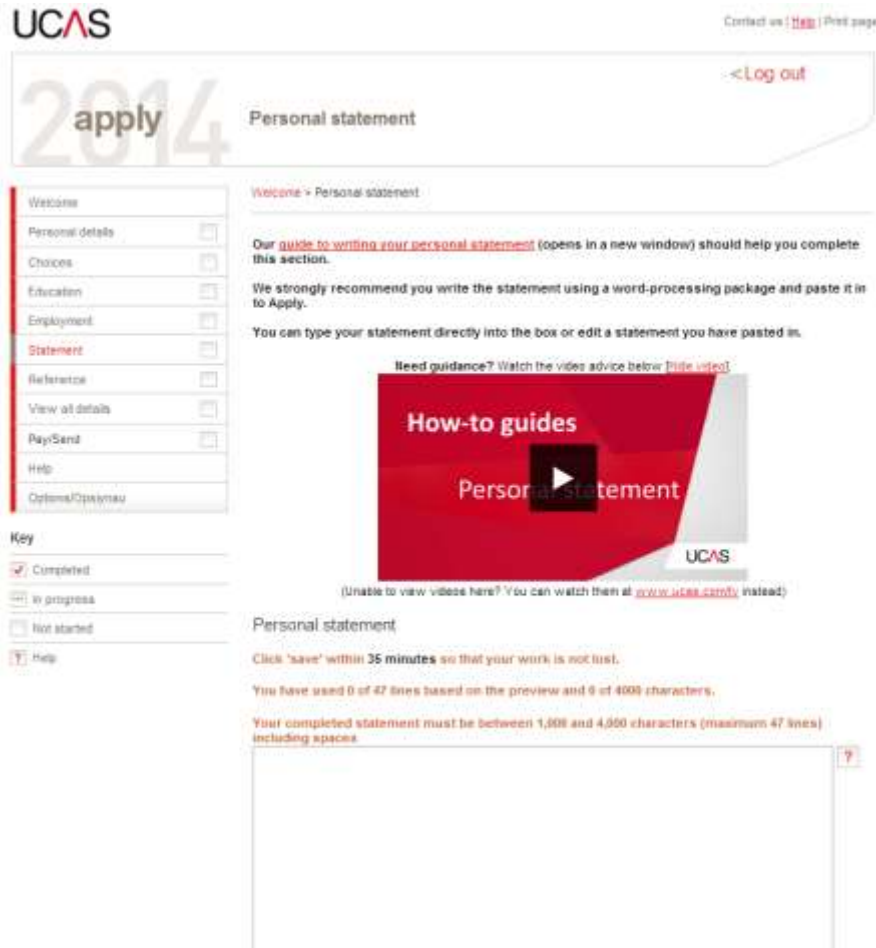
Declare your firm and insurance choices

**August**

**14<sup>th</sup>** – Results day

**September - October**

Confirmation and arrival



The screenshot shows the UCAS 2014 Personal statement form. At the top, the UCAS logo is on the left, and 'Contact us | Help | Print page' is on the right. Below the logo, '2014 apply' is displayed. The main heading is 'Personal statement'. On the left is a navigation menu with links: Welcome, Personal details, Choices, Education, Employment, Statement (highlighted), Reference, View all details, Pay/Send, Help, and Options/Options. Below the menu is a 'Key' section with checkboxes for 'Completed', 'In progress', 'Not started', and 'Help'. The main content area shows a welcome message and instructions for writing the personal statement. A video player is embedded with the title 'How-to guides Personal statement' and a play button. Below the video, it says 'Personal statement' and 'UCAS'. At the bottom, there is a text box for the personal statement and a character count: 'You have used 0 of 47 lines based on the preview and 0 of 4000 characters. Your completed statement must be between 1,000 and 4,000 characters (maximum 47 lines) including spaces.'

Your UCAS form will include:

- Personal details
- Education
- Teacher's reference
- Employment

Make sure your email address is sensible

Good applicants often apply early!

- Spend enough time on your application
- Give time for reference to be written
- Show commitment to subject
- Offers made on first come first served basis





Understand the offers that you can receive

- **Conditional (C)** – You must meet the requirements of the university these will usually be the entry requirements
- **Unconditional (UC)** – you have met the offer and have a place at the university regardless of any results
- **Unconditional/Conditional (UC/C)** – You must meet some requirements
- You may be asked to attend an interview or an audition and you may be made an offer based on this



- Your offers will appear on UCAS Track. This is where you can track your application to your 5 choices
- The university will send you a confirmation letter and any other information that you may need
- You may be invited to an Applicant Day
  - Chance to look around the university and attend subject specific talks
  - Talk to academics
  - View accommodation and the facilities in smaller groups and attend seminars

# Firm or Insurance

- Once you have received your offers and the deadline has passed you must decide on your Firm (1<sup>st</sup>) and Insurance (2<sup>nd</sup>) choice universities
- This is all completed via UCAS
- Be realistic:
  - Your insurance should be lower entry requirements





- UCAS Track will update as soon as the university has received your results
- Once you have met the university's offer you must confirm your place via UCAS
- Clearing
  - This is where you may not have received any offers or your results weren't exactly what you expected then you will be able to look for universities still offering places
- If you have done better than expected then you can opt into Adjustment
  - If you've met and exceeded conditions for your firm choice

**Clearing is how universities and colleges fill any places they still have on their courses.**

- If you already have your exam results, but you have no offers
- If your exam results weren't what you expected
- If your exam results are reasonable and you're flexible on subject/location, there's still a good chance you'll find another course.

## **How Clearing works**

- Identify courses (with vacancies) that interest you and contact the course providers directly to see if they will offer you a place.
- Your Track status will say 'You are in Clearing' or 'Clearing has started'.
- If your Track doesn't say either of these yet, it might just be waiting for your results to update – get in touch with the universities/colleges

- You might be able to add more courses to your application if you're in the following situation:
  - You've applied for five courses
  - You've received decisions from all five course providers
  - You weren't accepted or you decided to decline any offers you received
- The only instances where you won't be eligible are if you haven't used all five choices, or if you have accepted an unconditional offer




# Remember

- You can access UCAS from anywhere
- UCAS Track can update as early as midnight on the day of your results
- Do not take a holiday during results – be prepared
- Choose the university that is right for you
- Attend Open Days, Applicant Days and ask as many question about the university as possible

Ranked **6<sup>th</sup>** overall in the UK  
*The Guardian University Guide 2015*

Ranked **12<sup>th</sup>** overall in the UK  
*The Times/Sunday Times Good University Guide 2014*

Ranked **9<sup>th</sup>** overall  
*National Student Survey 2013*







Thank you and good luck.

Presented by

Jade Wheeler

[jade.wheeler@surrey.ac.uk](mailto:jade.wheeler@surrey.ac.uk)



How



Can

you

help?

UCAS

At the heart of  
connecting people  
to higher education

Next event: **North West Wales higher education c...**  
Bangor, 8 Jun 2015 - [More events](#)

Keyword search

After GCSEs

[Getting started](#)

[Find a course](#)

Home > UCAS > Undergraduate > Getting started

The undergraduate  
experience

Thinking about uni?

What to study

Flexible and part-time  
study

Alternatives to higher  
education

Events and open days

When to apply

Entry requirements

## Parents and guardians

Here you can find practical advice to help you support your son or daughter throughout the application cycle.



### UCAS for parents in under 90 seconds

Helen, a UCAS adviser whose son is making his application to university this year, explains how an open day visit will help your son or daughter choose the right course and gives her tips on how to make the most of the visit.

UCAS for parents - funding and  
finance

UCAS for parents - open days

UCAS for parents - applying

How the application works

BSL Parents guide

[View more videos](#)

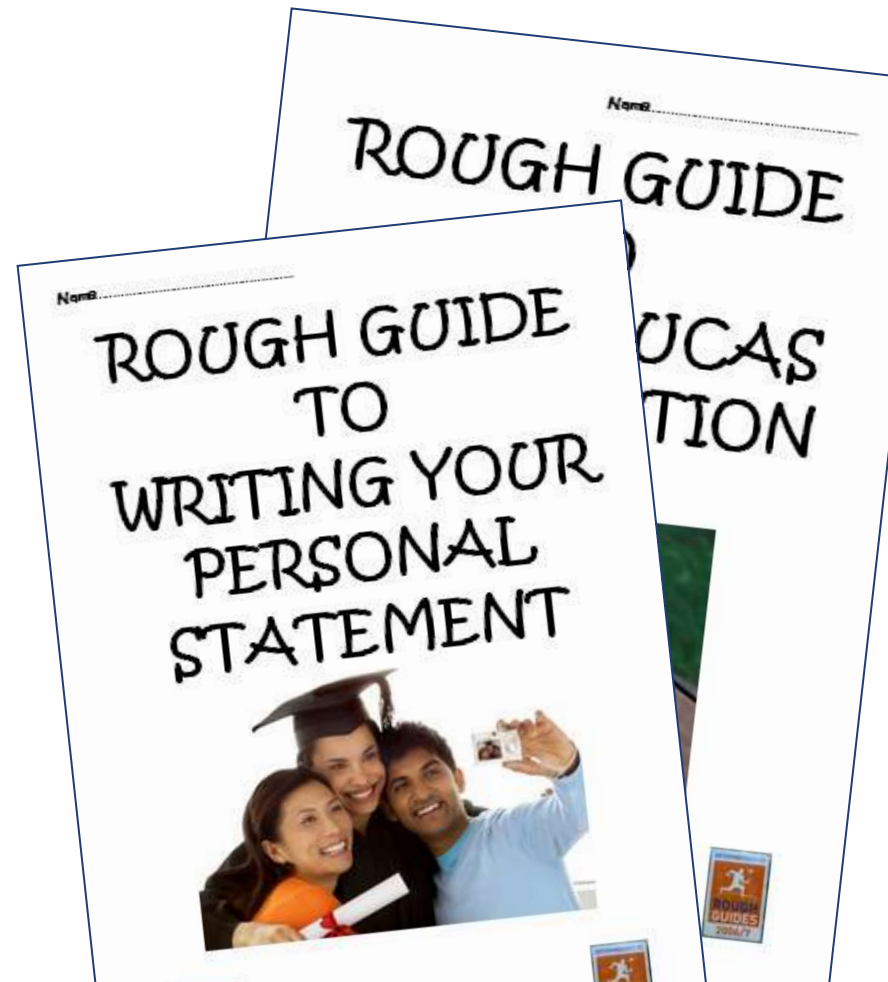
What can you do to help?

Make sure your child attends Enrichment

Personal Statement

Deadlines – NOT January 15<sup>th</sup>!

2 week turn around



One child panics while another ignores what they need to do! Which sort do you have??



"ALL RIGHT, ALL RIGHT, I'M GETTING UP."

**KEEP CALM.  
NOBODY  
ELSE KNOWS  
WHAT  
THEY'RE  
DOING  
EITHER**



schultelewis.com



Remind them there are other Options



School Leaver  
Programme



If in doubt..

The text "just ask!" is rendered in a playful, rounded, and slightly irregular font. Each letter is a different color: 'j' is green, 'u' is yellow, 's' is blue, 't' is blue, 'a' is red, 's' is purple, 'k' is green, and the exclamation mark is yellow. The letters are arranged in two lines, with "just" on top and "ask!" on the bottom.

The 6<sup>th</sup> form team are here to help